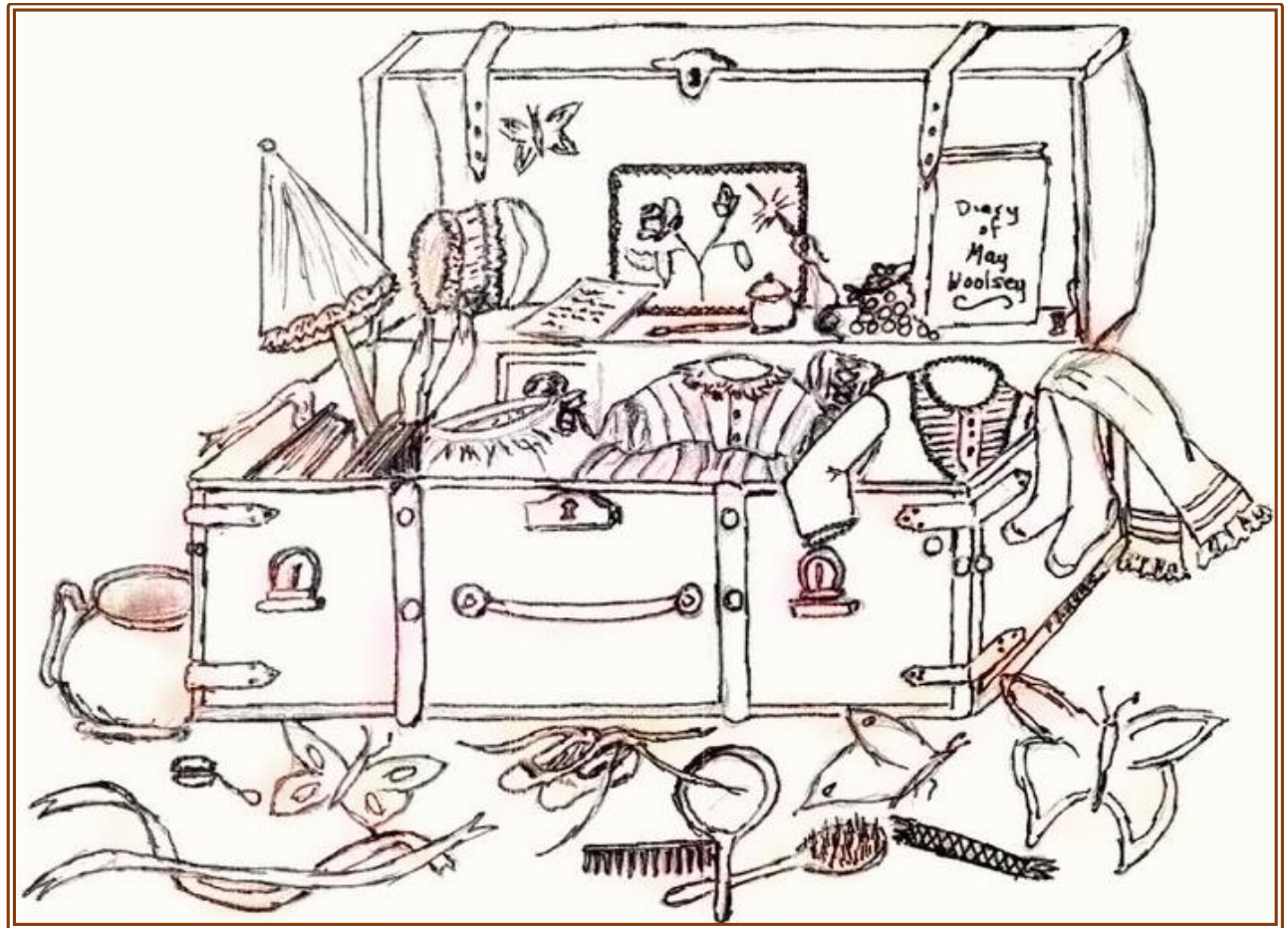


THE SACRAMENTO HISTORY MUSEUM

Presents



THE HISTORY MYSTERY!

May Woolsey's Trunk

THE HISTORY MYSTERY!

May Woolsey's Trunk


The May Woolsey History Mystery Program was created to introduce the social studies concepts of distinguishing the past from the present, and comparing life today to that of the past, specifically 19th century California. This program gives students the opportunity to be historians through analyzing photographs and replicas of artifacts to



CORRELATION WITH CALIFORNIA STANDARDS

- K.6.3 Understand how people lived in earlier times and how their lives would be different today.
- 1.2.4 Describe how location, weather, and physical environment affect the way people live, including the effects on their food, clothing, shelter, transportation, and recreation.
- 1.4 Students compare and contrast everyday life in different times and places around the world and recognize that some aspects of people, places, and things change over time while others stay the same.
- 2.1 Students differentiate between things that happened long ago and things that happened yesterday.

FOR TEACHERS EYES ONLY



PREVIEW OF THE PROGRAM

This program begins with the docent asking students a few questions related to the vocabulary words provided in this packet. The class will be divided into smaller groups to work as teams. Each group will pick an item from the trunk and begin discussing the following questions:

1. What is the object?
2. How was it used?
3. How old is the object?
4. What type of person owned this object?

Once each group has discussed the object they will present their item to the rest of the class. This will happen 3-4 times depending on time. To end the program, the docent will tell students the story of May Woolsey, and show them the real trunk, which is on display at our museum. For Outreach programs, students will get to see pictures of the trunk.

Don't tell students about May Woolsey, it will ruin the history mystery.


ACTIVITIES AFTER YOUR VISIT

- ❖ Make a time capsule. Think of what you would want people to know about you in 100 years. Draw your favorite toy or cartoon character. Put in the wrapper from your favorite candy. Include a letter to the future.
- ❖ Create a timeline of your own life. In addition to including events from your own life (when you were born, when you started school, when you learned to ride a bike, etc.) look up some famous world events that happened during your life and put them on your timeline.

K-1st grade Word Search

Name: _____

Mystery Trunk



Find the following words in the puzzle.
Words are hidden → and ↓.

ARTIFACT
CLOTHES
HISTORIAN
MYSTERY

REPLICA
SACRAMENTO
TIMECAPSULE
TOYS

TRUNK
VICTORIAN

2nd- 4th grade Word Search

Mystery Trunk

Y K M E L S A C R A M E N T O
U Y T P R E S E R V E F R U A
L O C L R P Y K F L M H R S W
M Z L G E L Q L U Z N M B V N
H K O S P R I S P A M I B I Q
Z Q T W L I P O I W A F M C X
A R H K I A T R T R U N K T A
I V E P C D O E C K Z M T O X
U X S E A T O A B U Y R U R A
M T M N S S U Q E R L I O I E
I I H I A R T I F A C T J A O
T A H T C L U E Q Y J Y U N Z
A C Z M O K A G M Y S T E R Y
N M V A W Y S M V S O D A A E
L W W L R K S A R V X N U P Z

ARTIFACT
TIMECAPSULE
MYSTERY
CLOTHES
PAST

REPLICA
SACRAMENTO
CLUE
TOYS
CULTURE

TRUNK
HISTORIAN
VICTORIAN
PRESERVE

Matching Activity

Match each vocabulary term to its definition.



1. Artifact

To protect or take care of.

A copy of an artifact that can be touched.



2. Time Capsule

The years from 1830 to 1900, are known as the _____, named after Queen Victoria.

3. Historian

4. Replica

An object made by people in the past.

5. Victorian Age

The habits and traditions of a group of people.



6. Preserve

Time period before the present.

7. Past

A person who writes about and studies the past.

8. Culture

A container filled with items from today's world, then opened by people in the future.



Connections: Then & Now

Victorians in the West

Story by Me'Lisa James



Today we have many inventions that help make living easier, but back in the 1800s, or the **Victorian Age**, children had to put forth a lot of effort.

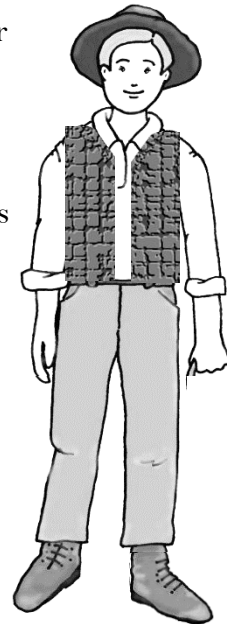
Many Victorian children had to work at their family business or farm. They only spent a few hours at school. At the **school house**, there was only one classroom for all students. Can you imagine sitting next to a 5th grader all year long? And then in 3 years, you would sit next to another student because 8th grade was the highest level of school.

Young girls did not always attend classes because they had to help their mothers at home. But when they did go to school they wore a **bonnet**, a dress, an **apron**, **stockings**, and boots. An apron was very important because it protected a dress from dirt and stains. Boys typically wore a hat, a button up shirt with a **vest**, **wool pants**, and boots. Going to school was a great opportunity, so children had to make sure they looked their best.

To get to school many kids had to **walk**. Walking from one place to another took a long time, but it was the cheapest way to travel. Children from wealthier families were able to ride on a horse or a wagon. It was a fast, but smelly trip.

Speaking of smelly, **communication**, or how people talked to friends and family, was handled by teenage boys who rode horses for miles. The **Pony Express**, hired boys to collect and deliver **letters** and **mail**. Once electricity was invented, people could use the **telegraph machine** to send messages to family and friends.

As you can see, life in the past was very different for children.
But what is your life like today?



Your Turn!

Describe your school, clothes, travel, and communication today!

Connections: Then & Now

Read Connections Then & Now: Victorians in the West, then fill in the chart below with nouns that explain each topic for each time period.

(Individual, group, or whole class activity.)

| Topic | Now | Victorian Age |
|---------------|-----|---------------|
| Clothes | | |
| School | | |
| Travel | | |
| Communication | | |

CREATE YOUR OWN TIME CAPSULE

1. Find a container that has a sealable lid. Empty cans are the best.
2. Talk about time capsule and what they are.
3. Brainstorm what items you want to place in the time capsule. Some suggested items are:
 - toys
 - newspapers
 - books, magazines
 - drawings
 - dvds
 - clothing
 - pictures and photographs
 - personalized letters
 - Some item with the date on it
4. Discuss the time capsule and what all the items mean to you. What will people find out about you based on what you put in? Why did you pick these items to represent who you are?
5. Place the items in the container and seal the lid. Then decorate the outside of the container.
6. Decide how long you want to keep the time capsule closed for. 1 year? 5 years? 10 years? 50 years? 100years?

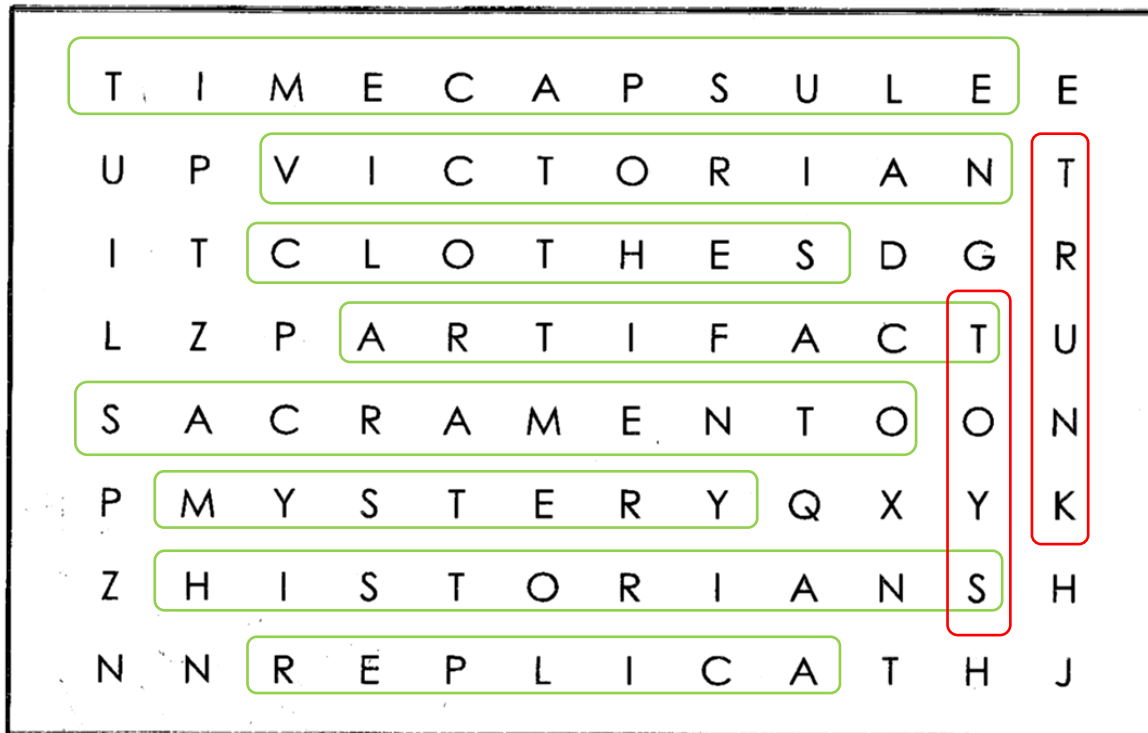




Answer Keys

Name: _____

Mystery Trunk



Find the following words in the puzzle.
Words are hidden → and ↓.

ARTIFACT
CLOTHES
HISTORIAN
MYSTERY

REPLICA
SACRAMENTO
TIMECAPSULE
TOYS

TRUNK
VICTORIAN

Mystery Trunk

| | | | | | | | | | | | | | | |
|---|---|---|---|---|---|---|---|---|---|---|---|---|---|---|
| Y | K | M | E | L | S | A | C | R | A | M | E | N | T | O |
| U | Y | T | P | R | E | S | E | R | V | E | F | R | U | A |
| L | O | C | L | R | P | Y | K | F | L | M | H | R | S | W |
| M | Z | L | G | E | L | Q | L | U | Z | N | M | B | V | N |
| H | K | O | S | P | R | I | S | P | A | M | I | B | I | Q |
| Z | Q | T | W | L | I | P | O | I | W | A | F | M | C | X |
| A | R | H | K | I | A | T | R | T | R | U | N | K | T | A |
| I | V | E | P | C | D | O | E | C | K | Z | M | T | O | X |
| U | X | S | E | A | T | O | A | B | U | Y | R | U | R | A |
| M | T | M | N | S | S | U | Q | E | R | L | I | O | I | E |
| I | I | H | I | A | R | T | I | F | A | C | T | J | A | O |
| T | A | H | T | C | L | U | E | Q | Y | J | Y | U | N | Z |
| A | C | Z | M | O | K | A | G | M | Y | S | T | E | R | Y |
| N | M | V | A | W | Y | S | M | V | S | O | D | A | A | E |
| L | W | W | L | R | K | S | A | R | V | X | N | U | P | Z |

ARTIFACT
TIMECAPSULE
MYSTERY
CLOTHES
PAST

REPLICA
SACRAMENTO
CLUE
TOYS
CULTURE

TRUNK
HISTORIAN
VICTORIAN
PRESERVE

Matching Activity

1. Artifact

To protect or take care of.-- 6

2. Time Capsule

A copy of an artifact that can be touched.-- 4

3. Historian

The years from 1830 to 1900, are known as the _____, named after Queen Victoria.-- 5

4. Replica

An object made by people in the past.--1

5. Victorian Age

6. Preserve

The habits and traditions of a group of people.--8

7. Past

Time period before the present.-- 7

8. Culture

A person who writes about and studies the past.-- 3

A container filled with items from today's world, then opened by people in the future.-- 2

Connections: Then & Now

| Topic | Now (answers will vary) | Victorian Age (answers from reading) |
|---------------|---|---|
| Clothes | Sweatshirt Skirts T-shirts Headband Jeans Baseball cap Shorts Tennis shoes | Button down Aprons shirts Boots Vest Hats Wool pants Bonnets Dresses Stockings |
| School | All day school K– college Individual classrooms for each grade | One room school house Everyone studies together Highest level is 8th grade |
| Travel | Airplanes Cars Trains Bikes | Walk Wagon Boat |
| Communication | Phone Texting Email | Letters Mail Telegraph Machine |